

20% EFFICIENCY

SunPower E20 panels are the highest efficiency panels on the market today, providing more power in the same amount of space

MAXIMUM SYSTEM OUTPUT


Comprehensive inverter compatibility ensures that customers can pair the highest-efficiency panels with the highest-efficiency inverters, maximizing system output

REDUCED INSTALLATION COST

More power per panel means fewer panels per install. This saves both time and money.

RELIABLE AND ROBUST DESIGN

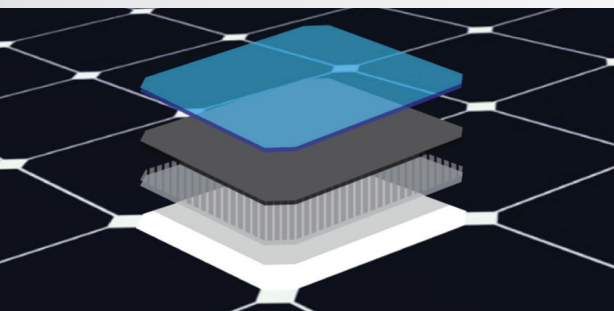
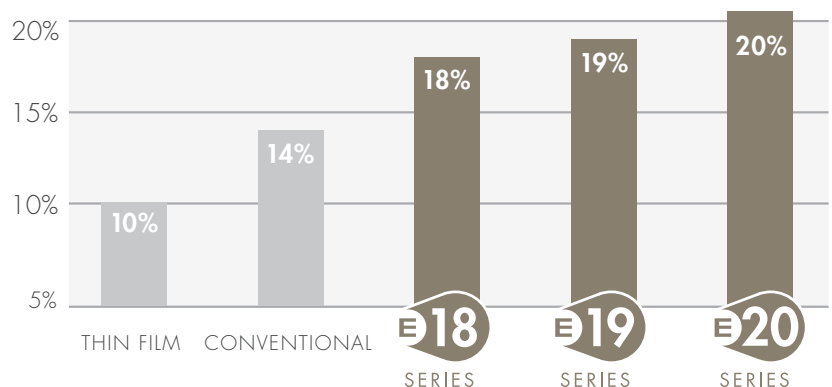
SunPower's unique Maxeon™ cell technology and advanced module design ensure industry-leading reliability



THE WORLD'S STANDARD FOR SOLAR™

SunPower™ E20 Solar Panels provide today's highest efficiency and performance. Powered by SunPower Maxeon™ cell technology, the E20 series provides panel conversion efficiencies of up to 20.1%. The E20's low voltage temperature coefficient, anti-reflective glass and exceptional low-light performance attributes provide outstanding energy delivery per peak power watt.

SUNPOWER'S HIGH EFFICIENCY ADVANTAGE



MAXEON™ CELL TECHNOLOGY

Patented all-back-contact solar cell, providing the industry's highest efficiency and reliability

sunpowercorp.com



MODEL: SPR-327NE-WHT-D

ELECTRICAL DATA

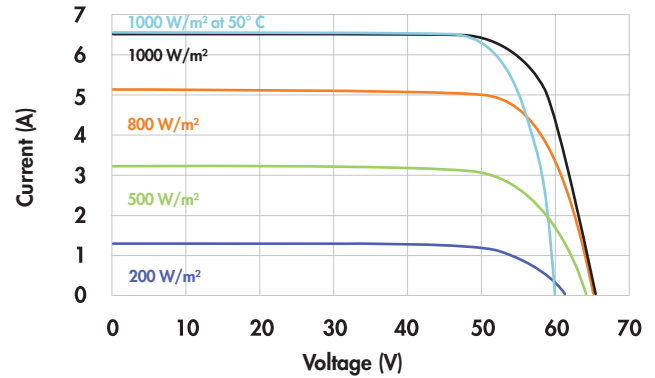
Measured at Standard Test Conditions (STC): irradiance of 1000W/m², AM 1.5, and cell temperature 25° C

Peak Power (+5/-3%)	P _{max}	327 W
Cell Efficiency	η	22.5 %
Panel Efficiency	η	20.1 %
Rated Voltage	V _{mpp}	54.7 V
Rated Current	I _{mpp}	5.98 A
Open Circuit Voltage	V _{oc}	64.9 V
Short Circuit Current	I _{sc}	6.46 A
Maximum System Voltage	UL	600 V
Temperature Coefficients	Power (P)	- 0.38%/K
	Voltage (V _{oc})	-176.6mV/K
	Current (I _{sc})	3.5mA/K
NOCT		45° C +/- 2° C
Series Fuse Rating		20 A
Grounding		Positive grounding not required

MECHANICAL DATA

Solar Cells	96 SunPower Maxeon™ cells
Front Glass	High-transmission tempered glass with anti-reflective (AR) coating
Junction Box	IP-65 rated with 3 bypass diodes Dimensions: 32 x 155 x 128 mm
Output Cables	1000 mm cables / Multi-Contact (MC4) connectors
Frame	Anodized aluminum alloy type 6063 (black)
Weight	41.0 lbs (18.6 kg)

I-V CURVE



Current/voltage characteristics with dependence on irradiance and module temperature.

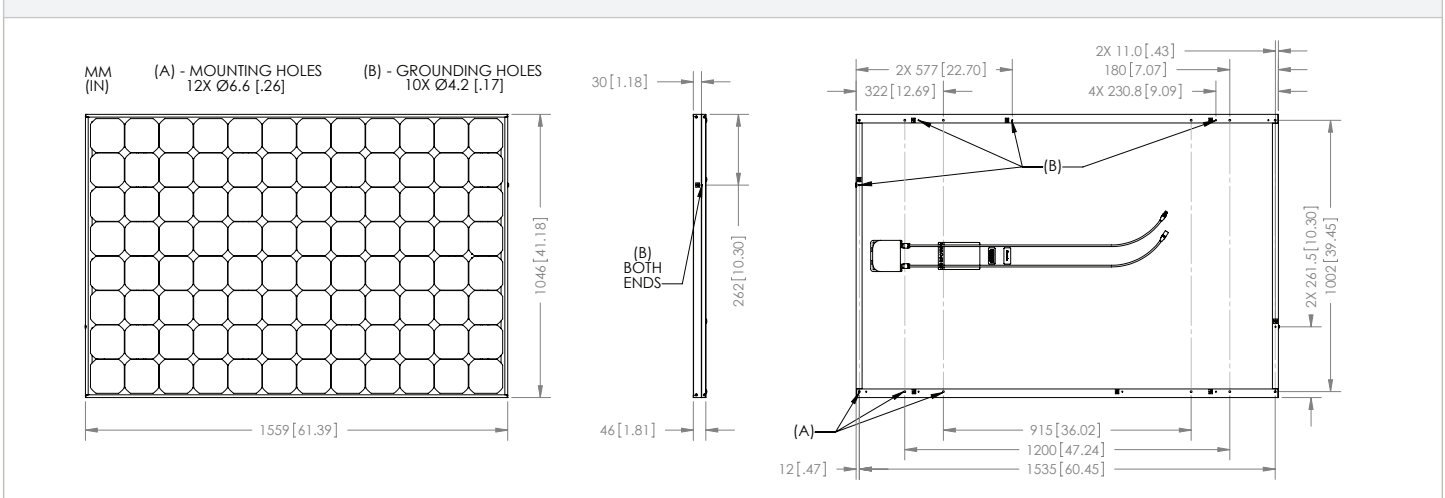
TESTED OPERATING CONDITIONS

Temperature	- 40° F to +185° F (- 40° C to + 85° C)
Max load	113 psf 550 kg/m ² (5400 Pa), front (e.g. snow) w/specified mounting configurations 50 psf 245 kg/m ² (2400 Pa) front and back (e.g. wind)
Impact Resistance	Hail: (25 mm) at 51 mph (23 m/s)

WARRANTIES AND CERTIFICATIONS

Warranties	25-year limited power warranty 10-year limited product warranty
Certifications	Tested to UL 1703. Class C Fire Rating

DIMENSIONS



Please read safety and installation instructions before using this product, visit sunpowercorp.com for more details.